

Human LRP-6 Protein

Cat. No. LRP-HM316



Description	
Source	Recombinant Human LRP-6 Protein is expressed from HEK293 with mFc (IgG2a) tag at the C-terminus. It contains Ala20-Pro630.
Accession	O75581-1
Molecular Weight	The protein has a predicted MW of 95.32 kDa. Due to glycosylation, the protein migrates to 97-110 kDa based on Bis-Tris PAGE result.
Endotoxin	Less than 1 EU per µg by the LAL method.
Purity	> 90% as determined by Bis-Tris PAGE

Formulation and Storage	
Formulation	Supplied as 0.22 µm filtered solution in PBS (pH 7.4).
Storage	Valid for 12 months from date of receipt when stored at -80°C. Recommend to aliquot the protein into smaller quantities for optimal storage. Please minimize freeze-thaw cycles.

Background	
Low-density lipoprotein receptor protein 6 (LRP6) is a Wnt co-receptor with essential functions in the Wnt/β-catenin pathway, and mutations in LRP6 gene are linked to many complex human diseases, including metabolic syndrome, cancer, Alzheimer's disease and osteoporosis. LRP-6 interacts closely with PDGF receptor β and TGF-β receptor 1 at the cell membrane, suggesting that it may have roles in pathways other than WNT/β-catenin.	

Assay Data

Bis-Tris PAGE



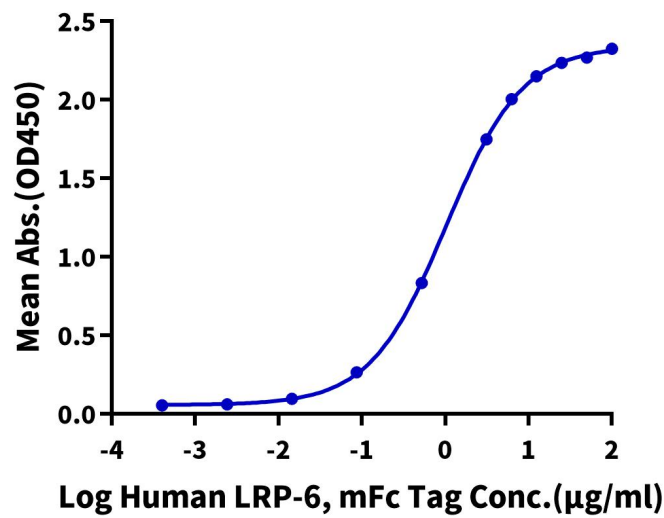
Human LRP-6 on Bis-Tris PAGE under reduced condition. The purity is greater than 90%.

ELISA Data

Assay Data

Human LRP-6, mFc Tag ELISA

0.5µg Human DKK1, His Tag Per Well

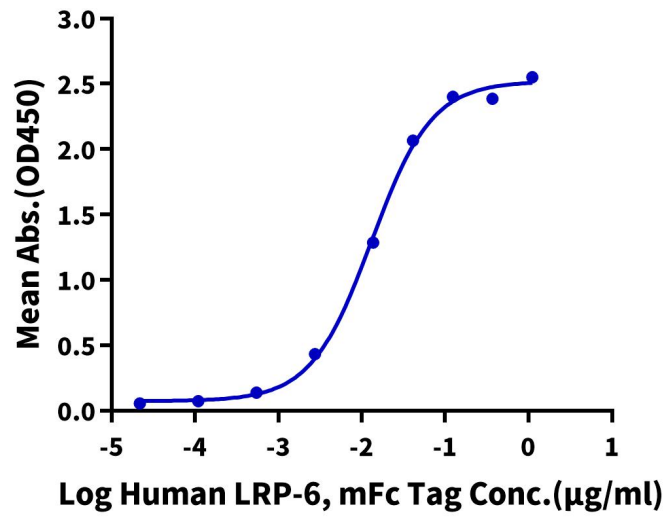


Immobilized Human DKK1, His Tag at 5µg/ml (100µl/well) on the plate. Dose response curve for Human LRP-6, mFc Tag with the EC50 of 1.03µg/ml determined by ELISA (QC Test).

ELISA Data

Human LRP-6, mFc Tag ELISA

0.2µg Human SOST, His Tag Per Well

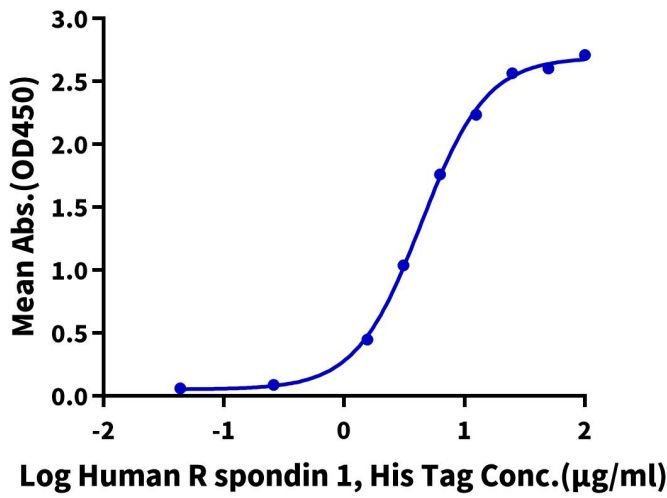


Immobilized Human SOST, His Tag at 2µg/ml (100µl/well) on the plate. Dose response curve for Human LRP-6, mFc Tag with the EC50 of 13.1ng/ml determined by ELISA.

Assay Data

Human LRP-6, mFc Tag ELISA

0.5µg Human LRP-6, mFc Tag Per Well



Immobilized Human LRP-6, mFc Tag at 5µg/ml (100µl/well) on the plate. Dose response curve for Human R spondin 1, His Tag with the EC50 of 4.4µg/ml determined by ELISA.